

CSS Positioning Cheat Sheet

Inline elements

Flow with content. Ex: ``, ``, ``

✓ margin-left, margin-right, padding

Suddenly she came upon a little three-legged table, all made of solid glass; there was nothing on it except a tiny golden key and Alice's first thought was that it might belong to one of the doors of the hall...

Block elements

Live on their own lines. Ex: `<div>`, `<p>`, `<h1>`

Unless specified, width 100%, height = content.


✓ margin, padding

Suddenly she came upon a little three-legged table, all made of solid glass; there was nothing on it except a tiny golden key and Alice's first thought was that it might belong to one...

Float

Takes the element out of the normal flow and moves it as far left or right as possible.

Good for...



Columns



Suddenly she came upon a little three-legged table, all made of solid glass; there was nothing on it except a tiny golden key and Alice's first thought was that it might belong...


Wrapping text



position:static

Elements fall in the normal flow of the page. Default.

It's the non-position, position property.




position:fixed

Elements positioned in relation to the browser.

Taken out of the flow of the page.

Ignores scrolling.

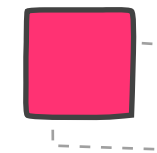


position:absolute

Elements positioned in relation to its parent element.

Taken out of the flow of the page.

Parent must be fixed, absolute, or relative.



position:relative

Shifts elements

Looks at where element would have been and shifts it from that spot.

Reserves the space where it would have been.

Great companion to absolute.

set with top / left / bottom / right